

Hair Dryer

User's Manual

EN



SENCOR®

SHD 6600 / SHD 6600V / SHD 6600W

Translation of the original manual

Prior to using this appliance, please read the user's manual thoroughly, even in cases, when one has already familiarised themselves with previous use of similar types of appliances. Only use the appliance in the manner described in this user's manual. Keep this user's manual in a safe place where it can be easily retrieved for future use. In the event that you hand this appliance over to somebody else, make sure to also include this user's manual.

Carefully unpack the appliance and take care not to throw away any part of the packaging before you find all its parts. We recommend saving the original cardboard box, packaging material, purchase receipt and responsibility statement of the vendor or warranty card for at least the duration of the legal liability for unsatisfactory performance or quality. In the event of transportation, we recommend that you pack the appliance in the original box from the manufacturer.

CONTENTS

IMPORTANT SAFETY INSTRUCTIONS.....	3
DESCRIPTION OF THE HAIR DRYER.....	7
DESCRIPTION OF BUTTON FUNCTIONS.....	8
USING THE HAIR DRYER.....	8
CLEANING AND MAINTENANCE.....	9
INSTRUCTIONS AND INFORMATION REGARDING THE DISPOSAL OF USED PACKAGING MATERIALS.....	10
DISPOSAL OF USED ELECTRICAL AND ELECTRONIC EQUIPMENT.....	10

IMPORTANT SAFETY INSTRUCTIONS READ CAREFULLY AND STORE IT FOR FUTURE USE.

- This appliance may be used by children 8 years of age and older and by persons with physical or mental impairments or by inexperienced persons, if they are properly supervised or have been informed about how to use the product in a safe manner and understand the potential dangers.
- Children must not play with the appliance.
- Cleaning and maintenance performed by the user must not be performed by unsupervised children.
- In the event that the power cord is damaged, have it repaired at a professional service centre to prevent causing a dangerous situation. It is forbidden to use the appliance if it has a damaged power cord.

**Warning:**

Do not use this appliance in the vicinity of water.

**Warning:**

Do not use this appliance near baths, showers, washbasins or other containers containing water.

- In the event that you use the appliance in the bathroom, unplug it from the socket after use by removing the plug from the socket, as the vicinity of water poses a danger, even when the appliance is turned off.
- To ensure additional safety, it is recommended to install an Residual Current Device (RCD) into the electric circuit to the bathroom with a maximum current rating of 30 mA. Ask an electrician for advice.
- Carefully unpack the product and take care not to throw away any part of the packaging before you find all the parts of the product.

Hair Dryer

SHD 6600 / SHD 6600V / SHD 6600W

EN

- Before plugging this device in, make sure the voltage stated on the label of the device corresponds to the voltage of your wall socket.
- Never use accessories, which have not been supplied with this device or which are not designed for this device.
- Make sure that the electric cable and plug cannot get in contact with water or dampness.
- Do not spray the device with water, nor with any other liquid. Do not submerge this device and any of its components in water, or any liquids.
- The device is designed for household use. Do not use the dryer in industrial environment, or outdoors.
- Do not use sprays in the vicinity of the device.
- If you will not be using the device, disconnect it from the electrical grid. Before cleaning or moving proceed in the same manner.
- Do not place the device on or near an electrical or gas stove. Do not place the device within near heat producing devices such as fireplaces etc.
- Do not use the device if it has a damaged electric cable/electric cable plug.
- In no case should you attempt to repair the unit yourself, do not make any amendments to it – danger of electric shock! Entrust all repairs and adjustments to a specialised company/service. Tampering with the device during the guarantee period may invalidate the guarantee.
- Do not place the electric cable of the device near hot surfaces, or over sharp objects.

Hair Dryer

SHD 6600 / SHD 6600V / SHD 6600W

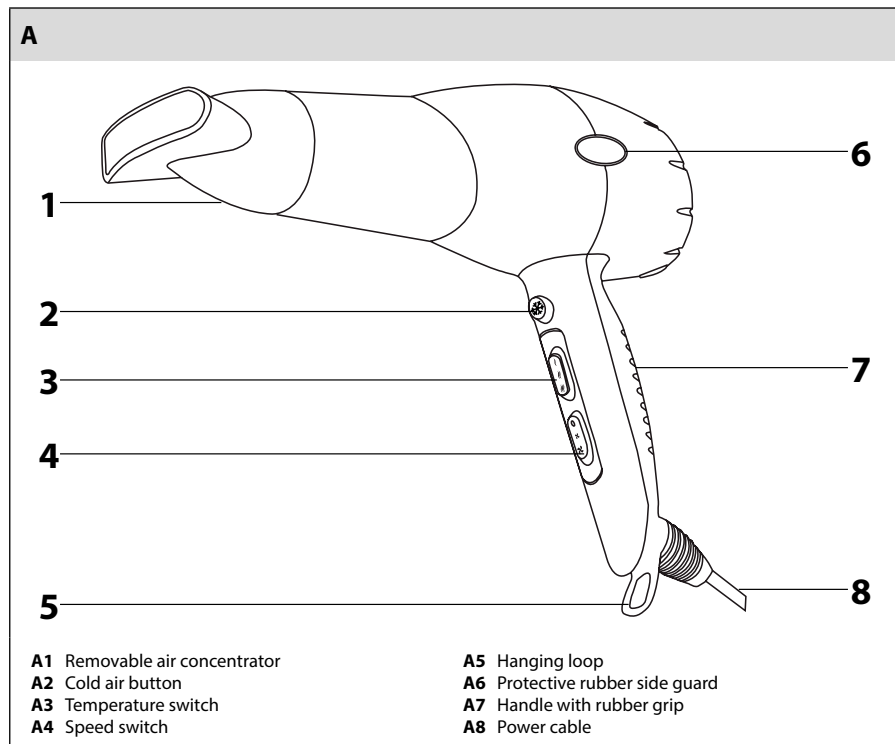
- Do not place heavy objects on the cable, position the cable so that it is not stepped on, or tripped over. Make sure the power cable does not hang over the edge of a table, or that it does not touch a hot surface.
- Do not disconnect the device from the power point by pulling the electric cable – it may damage the electric cable/power point. Disconnect the cable from the power point by gently pulling the plug of the electric cable.
- Do not use the device for other purposes than it is intended for.
- Ensure that when turning on the device, that the grill air inflow or outflow grill is not covered.
- Ensure that no hair or threads remain in any of the openings of the dryer.
- The manufacturer is not responsible for damages caused by incorrect use of this device or its accessories. Such damages include food spoilage, injuries, burns, scalding, fire, etc.

Hair Dryer

SHD 6600 / SHD 6600V / SHD 6600W

EN






DESCRIPTION OF THE HAIR DRYER



Hair Dryer

SHD 6600 / SHD 6600V / SHD 6600W

DESCRIPTION OF BUTTON FUNCTIONS

B	
1 ————— 	 ————— 4
2 ————— 	 ————— 5
3 ————— 	0 ————— 6
B1 Maximum temperature	B4 2nd speed level
B2 Middle temperature	B5 1st speed level
B3 Lowest temperature	B6 Turned off

USING THE HAIR DRYER

- 1) Insert the plug into the power socket.
- 2) On the handle of the dryer first select the temperature (low, medium, maximum).
- 3) Then while in the „off“ state move to the first or second speed level.
- 4) To completely turn off the dryer move the temperature switch to the „off“ position.



Tip:

To achieve the best results wash your hair with shampoo before using the dryer, then dry your hair using a towel to reduce excessive moisture and then comb your hair. We recommend the use of a conditioner or hair lotion, which simplifies the combing and then drying of your hair.

Cold air button

The cold air button can be used in combination with any power level and is ideal for fixing a hairstyle after drying with hot air.



Attention:

It is necessary to hold the cold air button for the whole time; after it is released, hot air will flow again.

Air concentrator

If when drying your hair you need to style it (i.e. concentrate the air flow on a given area), attach the concentrator on to the out flow opening of the dryer.

Hanging loop

If during drying you need to put the fan down, you can hang it by the hanging loop.

Hair Dryer

SHD 6600 / SHD 6600V / SHD 6600W

EN

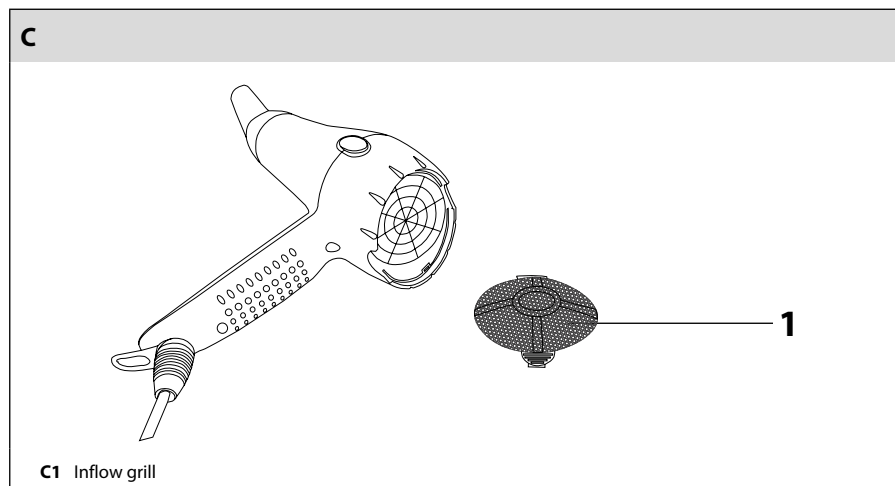
CLEANING AND MAINTENANCE



Attention:

Before cleaning, always disconnect this device from the power source.

- To clean the outer parts of the product, use a soft cloth dipped in lukewarm water. Do not use aggressive cleaning products and solvents as this could damage the surface of the product.
- We recommend that you clean out the inflow parts of the dryer, where hair is often sucked in.
 - 1) Turn the inflow grill to remove it (see pic. C).
 - 2) Clean out the entire internal area.
 - 3) Reattach the grill.



TECHNICAL SPECIFICATIONS

Voltage	220-240V
Nominal frequency	50 Hz
Power input	2.000 W
Safety class (with regard to electric shock protection)	II
Noise level	70 dB(A)

The declared noise emission level of the appliance is 70 dB(A), which represents a level A of acoustic power with respect to a reference acoustic power of 1 pW.

Glossary of technical terms

Safety class for electric shock protection:

Class II – Electric shock protection is provided by double or heavy-duty insulation.

Changes to text and technical parameters are reserved.

INSTRUCTIONS AND INFORMATION REGARDING THE DISPOSAL OF USED PACKAGING MATERIALS

Dispose of used packaging material at a site designated for waste in your municipality.

DISPOSAL OF USED ELECTRICAL AND ELECTRONIC EQUIPMENT



This symbol on products or original documents means that used electric or electronic products must not be added to ordinary municipal waste. For proper disposal, renewal and recycling hand over these appliances to determined collection points. Alternatively, in some European Union states or other European countries you may return your appliances to the local retailer when buying an equivalent new appliance. Correct disposal of this product helps save valuable natural resources and prevents potential negative effects on the environment and human health, which could result from improper waste disposal. Ask your local authorities or collection facility for more details. In accordance with national regulations penalties may be imposed for the incorrect disposal of this type of waste.

For business entities in European Union states

If you want to dispose of electric or electronic appliances, ask your retailer or supplier for the necessary information.

Disposal in other countries outside the European Union

This symbol is valid in the European Union. If you wish to dispose of this product, request the necessary information about the correct disposal method from the local council or from your retailer.



This product meets all the basic requirements of EU directives related to it.